



**INSTALLATION
GUIDE**

Driving Performance. Innovating Solutions.

JDCR2000 MODULE

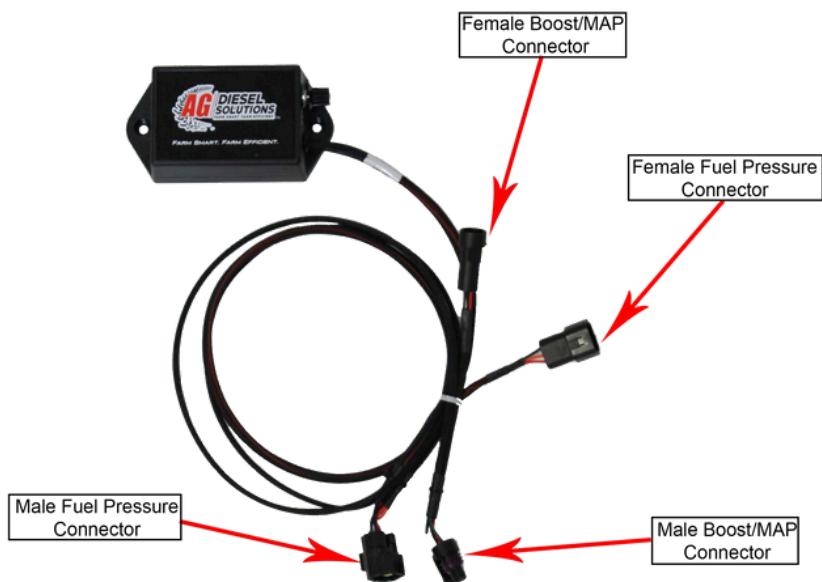
**2.9L, 4.5L, 6.8L, 8.1L & 9.0L
JOHN DEERE COMMON RAIL ENGINES**



WWW.PSIPOWERPRODUCTS.COM

WWW.AGDIESELSOLUTIONS.COM





Position 1 - STOCK (counter clockwise)

Position 2 - LOW, up to 15% HP

Position 3 - HIGH, up to 30% HP



DISCLAIMER

NOT FOR USE IN CALIFORNIA

PSI Power recommends removing the module before any warranty work is performed on the piece of equipment the module is installed on.

MODULE DOES NOT BYPASS, DELETE, OR DEFEAT ANY EMISSIONS CONTROL SYSTEMS


If installation assistance is needed, PSI Power is not responsible for any cost associated with third party installation.

For
TECH SUPPORT
Please Call
+1 (812) 618-9168




1) From the tractor cab looking forward, locate the fuel system on the left side of the engine. You will see the common rail with the injector lines coming out of it.

2) Locate Fuel Pressure sensor as shown in Pictures below



2.9L & 9.0L John
Deere Fuel
Pressure Sensor



4.5L, 6.8L, & 8.1L John
Deere Fuel Pressure
Sensor



3) Unplug fuel pressure sensor.



4) PLUG MALE CONNECTOR FROM MODULE INTO FUEL PRESSURE SENSOR.
NOTE: MAKE SURE TO PUSH COMPLETELY TOGETHER UNTIL THE CONNECTOR SNAPS.

5) CONNECT THE STOCK CONNECTOR TO THE FEMALE CONNECTOR FROM THE MODULE.

NOTE: SOME 2007 – CURRENT ENGINES WILL HAVE A BOOT WITH A CABLE WRAPPED AROUND THE FUEL PRESSURE SENSOR. WIGGLE THE BOOT BACK OFF THE CONNECTOR. DO NOT CUT OFF THE TAG OR CABLE

2.9L, 4.5L, 6.8L, & 8.1L Engines

6) 2.9, 4.5, 6.8, & 8.1L engines do not have a MAP sensor, so you will need to plug the Male and Female MAP sensor plugs from the module into each other.




7) Mount module in a secure location away from any extreme heat or moving parts. Zip tie module and any loose wires down.



9.0L Engines

8) LOCATE THE MAP SENSOR ON THE TOP LEFT HAND SIDE OF THE VALVE COVER AND DISCONNECT THE STOCK PLUG. MAP SENSOR IS LOCATED NEXT TO THE TURBO CHARGER, AS SHOWN IN THE PICTURES BELOW.




9) CHECK INSIDE THE MAP SENSOR FOR A PLASTIC INSERT. IF THERE IS A PLASTIC INSERT, YOU WILL NEED TO REMOVE IT AND PLACE IT OVER THE STOCK MAP SENSOR PLUG THAT YOU REMOVED IN STEP 8.



10) CONNECT THE MALE MAP SENSOR ON THE MODULE HARNESS INTO THE STOCK MAP SENSOR.

11) PLUG THE STOCK JOHN DEERE MAP SENSOR CONNECTOR INTO THE FEMALE MAP SENSOR PLUG ON THE MODULE HARNESS.

12) TO COMPLETE THE INSALLATION, SECURE MODULE IN SAFE LOCATION AWAY FROM MOVING PARTS AND HIGH HEAT AREAS



THIS IS A HIGH PERFORMANCE PRODUCT. USE AT YOUR OWN RISK.

Do not use this product until you have carefully read the following agreement. This sets forth the terms and conditions for the use of this product. The installation of this product indicates that the BUYER has read and understands this agreement and accepts its terms and conditions

DISCLAIMER OF WARRANTY AND LIMITATION OF LIABILITY

PSI Power, Inc and its successors, distributors, jobbers, and dealers (hereafter "SELLER") shall in no way be responsible for the product's proper use and service. It is the installer's responsibility to check for proper installation and if in doubt, contact the manufacturer. The SELLER assumes no liability regarding the improper installation or misapplication of its products. BUYER ACKNOWLEDGES IT HAS HAD THE OPPORTUNITY TO FULLY INSPECT THE PRODUCT. ACCORDINGLY, BUYER ACKNOWLEDGES THAT THE PRODUCT IS BEING SOLD IN "AS IS/WHERE IS" CONDITION AND WITH ALL FAULTS. EXCEPT AS OTHERWISE PROVIDED HEREIN, THERE ARE NO EXPRESS WARRANTIES WITH RESPECT TO THE GOODS, AND ALL IMPLIED WARRANTIES, INCLUDING BUT NOT LIMITED TO, IMPLIED WARRANTIES OF FITNESS FOR A PARTICULAR PURPOSE AND MERCHANTABILITY ARE LIKEWISE HEREBY EXPRESSLY AND FULLY DISCLAIMED. SELLER SHALL NOT BE HELD LIABLE FOR SPECIAL, INDIRECT, INCIDENTAL OR CONSEQUENTIAL DAMAGES OF ANY NATURE WITH RESPECT TO THE PRODUCTS (INCLUDING, WITHOUT LIMITATION, LOST PROFITS, LOST SALES, LOSS OF PRODUCTION, PROPERTY DAMAGE, PERSONAL INJURY OR LOSS OR DAMAGE RESULTING FROM INTERRUPTION OR FAILURE IN OPERATION OF THE PRODUCTS) AND BUYER HEREBY EXPRESSLY WAIVES AND DISCLAIMS ALL SUCH LIABILITY CLAIMS. THE BUYER ACKNOWLEDGES AND AGREES THAT THE DISCLAIMER OF LIABILITY CONTAINED HEREIN IS A MATERIAL TERM OF THE SALE OF THE PRODUCT AND, TO THE FULLEST EXTENT PERMITTED BY LAW, BUYER SHALL DEFEND, INDEMNIFY AND HOLD SELLER HARMLESS FROM ANY AND ALL CLAIMS, DEMANDS, CAUSES OF ACTION, CONTROVERSIES, LIABILITIES, FINES, LOSSES, COSTS AND EXPENSES (INCLUDING, BUT NOT LIMITED TO ATTORNEY'S FEES, EXPERT WITNESS EXPENSES AND LITIGATION EXPENSES) ARISING FROM OR RELATED TO

SELLER'S PRODUCTS. LIMITED 3 YEAR WARRANTY

PSI Power, INC. (hereafter SELLER) warrants that the product supplied shall conform to SELLER's specifications and shall be free from defects in design, material or workmanship for 3 years to the original BUYER. This warranty shall not be extended, transferred, assigned or varied except by a written instrument signed by SELLER and BUYER. Products that have been returned to SELLER during the warranty period and accompanied by a dated proof of purchase receipt, **with shipping and handling paid by the BUYER**, and found to be defective in design, material, or workmanship, in SELLER's sole discretion, may be repaired or replaced at SELLER's option and cost. All warranty claims hereunder are subject to approval by SELLER upon examination of the product. If the product is found not to be defective by SELLER, the product may be returned to BUYER at BUYERS cost. Under no circumstances shall the SELLER be liable for any labor charged or travel time incurred in diagnosis for defects, removal, or reinstallation of this product or any other expenses. This warranty is void on any products that show evidence of misapplication, negligence, improper installation, abuse, lack of proper maintenance or alteration from its original design. IN

THE EVENT THAT THE BUYER DOES NOT AGREE WITH THIS AGREEMENT, THE BUYER MAY PROMPTLY RETURN THIS PRODUCT, IN A NEW AND UNUSED CONDITION, IN THE ORIGINAL PACKAGING, WITH A DATED PROOF OF PURCHASE, TO THE PLACE OF PURCHASE WITHIN (30) DAYS FROM THE DATE OF PURCHASE FOR A FULL REFUND. **THE INSTALLATION OF THIS PRODUCT INDICATES THAT THE BUYER HAS READ AND UNDERSTANDS THIS AGREEMENT AND ACCEPTS ITS TERMS AND CONDITIONS.**

TERMS AND CONDITIONS Effective 11/1/2022



- **UP TO 30% HORSEPOWER INCREASE**
- **UP TO 10%-20% IN FUEL SAVINGS**
- **NO FACTORY ECM FLASH**
- **FIELD TESTED & DYNO PROVEN**
- **PLUG & PLAY INSTALLATION**

PERFORMANCE ELECTRONICS FOR AGRICULTURE,
FORESTRY, CONSTRUCTION, TRUCKs, RVs, AND MORE!



WWW.PSIPOWERPRODUCTS.COM

WWW.AGDIESELSOLUTIONS.COM

